

Fold-back entrance aid EH K



The figure shown here may contain special accessories.

Fold-back entrance aid, made of 1.4307 (AISI 304 L) stainless steel, for safety access ladders with 300 mm, 400 mm, 500 mm width.

In accordance with DIN 3620.

Note: The 1.1 m projection required according to DIN 19572 is not achieved with this design variant of the entrance aid.

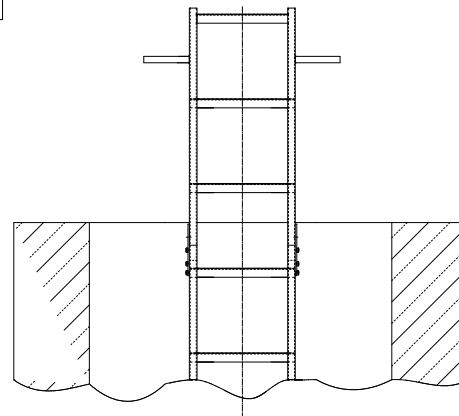
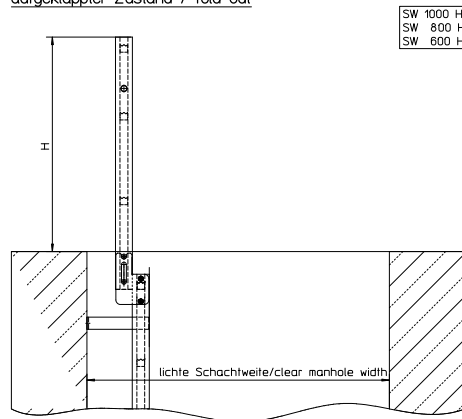
Manhole width = _____ mm [with round manhole entrances only possible for 300 mm wide access ladders].

Completely shielded arc welded, acid-treated in a pickling bath and passivated.

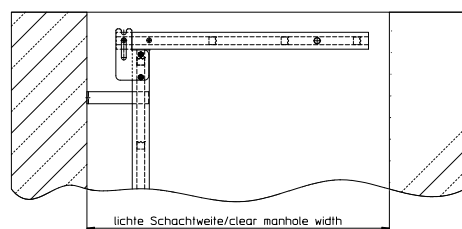
Options:

- ▶ 1.4404 (AISI 316 L) stainless steel

aufgeklappter Zustand / fold out



umgeklappter Zustand / fold back



Fold-back entrance aid EH K

Subject to technical modification | Drawing no. 190.148/2, 5.2022