

Collapsible hand post EH VS



The figure shown here may contain special accessories.

Single-beam entrance aid, with design certification in accordance with DIN 19572, made of 1.4404 (AISI 316 L) stainless steel. Available as either a removable and portable or as stationary collapsible unit. Consisting of a handle and guide.

Guide with two holes, diameter: 12 mm, for bolted fixing to the wall of the manhole. With a possibility of adjustment for the handle.

Handle of distortion-free pipe, 33.7 x 3.6 mm, total length: 1500 mm.

Completely shielded arc welded, acid-treated in a pickling bath and passivated.

Options:

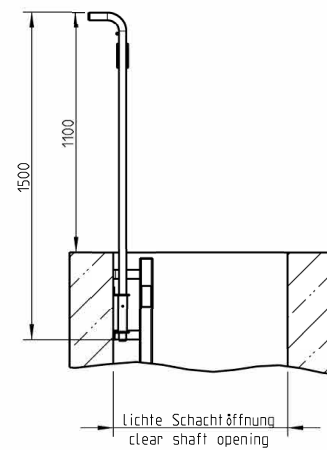
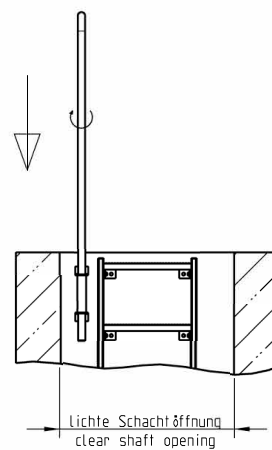
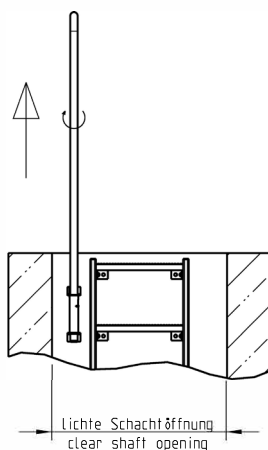
- ▶ Stainless steel fixing material: stud anchors

Special design:

- ▶ Suitable for 'econorm' manholes, wall distance to beginning of insertion opening: 158 mm

Montagevariante A installation option A
Herausnehmbar- removable-
transportabel transportable

Montagevariante B installation option B
Stationär- stationary-
versenkbar collapsible



Option	Order no.
Halterrohr	EH Halterrohr
Führungshülse	EH Führungshülse



Collapsible hand post EH VS

Subject to technical modification | Drawing no. 51000468, 5.2022