

## Rectangular Pressure-Tight Door TT7.Z with Central Lock Registered design no. 298 01 144.1

Access door for containers, especially in the field of potable water supply, pressure-tight up to a water gauge of 10 m.



The figure shown here may contain special accessories.

**Pressure-tight door**, pressure-tight up to a water gauge of 10 m, opening to the pressure side, ready for installation, to be lined on both sides (wall thickness  $\geq$  300 mm), rectangular, completely made from 1.4404 (AISI 316 L) stainless steel, statically certified.

Registered design no. 298 01 144.1

**Door**, plate thickness: 5 mm thick, reinforced with U-shaped bent plate. Smooth door leaf on the pressure side. With circumferential square silicone seal, suitable for potable water, ozone resistant, certified to KTW and DVGW W 270 standards. Locking crank handles operable both from the door outside and, for safety reasons, also from the pressure side while the reservoir is empty. With stable maintenance-free hinge plates between the door and frame.

**Frame**, circumferential with one centre and two side gaskets, provided for embedding in concrete. Frame with lifting eyes.

Frame and door shielded arc-welded and acid bath cleaned before washing, drying and surface passivation.

### **Note:**

**Guarantee for tightness between the frame and concrete is only provided if the concrete structure is homogeneous all around the circumference. The minimum concrete quality and corresponding concrete classes are to be determined by the customer. In the case of frames for retrofitting, the manufacturer's specifications for the fixing material must be observed.**

### **Ordering options:**

#### **Door opening options:**

- ▶ Hinges on left
- ▶ Hinges on right

#### **Options:**

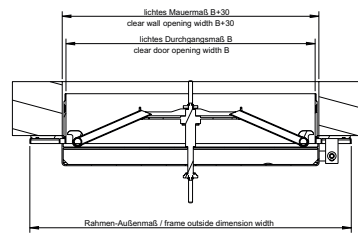
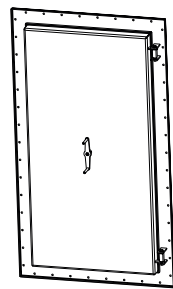
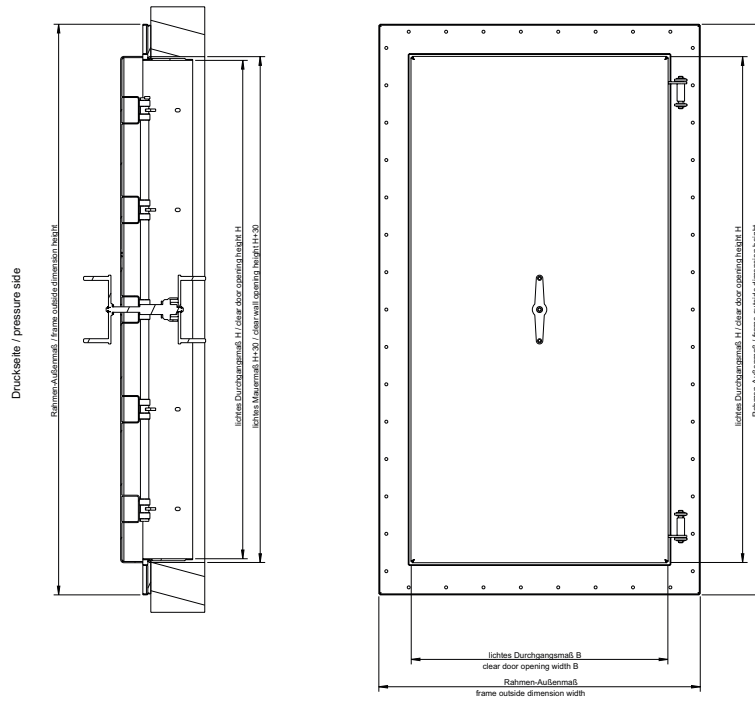
- ▶ Frame, for retrofitting, space required for the frame: 150 mm, circumferential. Prerequisite is a plane inner wall surface, tolerance:  $\pm$  1 mm per metre.
- ▶ Pressure door for round tanks
- ▶ Centrally installed inspection window, inside diameter: 150 mm, with or without window wiper
- ▶ Installed LED underwater spotlight
- ▶ Installed cylinder lock (operable from one side)
- ▶ Pressure door with three-sided open-top frame for parapets, maximum water gauge = door height.
- ▶ Sanding of frame parts in contact with concrete
- ▶ Condensate drain on external door surface
- ▶ Sampling valve on external door surface
- ▶ Doorstop with wedge
- ▶ Partly submersible, lower part pressure-tight, upper part with an integrated inspection opening
- ▶ Provided for welding to the PE coating
- ▶ Potential equalisation on the frame
- ▶ Completely made of 1.4307 (AISI 304 L) stainless steel



Rectangular Pressure-Tight Door TT7.Z with Central Lock Registered design no. 298 01 144.1

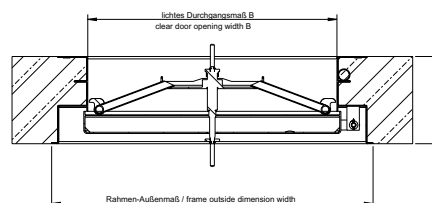
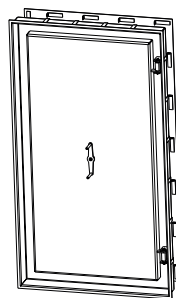
Subject to technical modification | Drawing no. 51020999, 5.2022

HUBER SE | Industriepark Erasbach A1 | D-92334 Berching | Telefon: +49 8462 201-0 | info@huber.de | [www.huber.de](http://www.huber.de)



Drucktür zum Einbetonieren

Druckseite / pressure side



Drucktür zum nachträglichen Anbau

Druckseite / pressure side

Nominal size order no.	Clear wall opening w / h	Frame outside dimensions w / h	For wall thickness A
0800/1200	800 / 1200	1086 / 1486	
0800/1600	800 / 1600	1086 / 1886	
0800/1800	800 / 1800	1086 / 2086	
1000/2000	1000 / 2000	1290 / 2290	

Ask for further dimensions. All measurements in mm.



Rectangular Pressure-Tight Door TT7.Z with Central Lock Registered design no. 298 01 144.1  
Subject to technical modification | Drawing no. 51020999, 5.2022

HUBER SE | Industriepark Erasbach A1 | D-92334 Berching | Telefon: +49 8462 201-0 | info@huber.de | [www.huber.de](http://www.huber.de)